





















Mooreland XC Meet (9/24/2024)

High School Girls

School	Score	Placers	Displacers
Lomega High School - Girls Cross Country	25	1 - 3 - 5 - 7 - 9	16
Balko/Forgan High School - Girls Cross Country	39	2 - 4 - 10 - 11 - 12	
Buffalo High School - Girls Cross Country	56	6 - 8 - 13 - 14 - 15	17

Time	Name	Com p#	School	Overall	Team
13:45.6	 Myers, Claire	170	7236 Lomega High School - Girls Cross Country	1	1
13:53.7	 Pearson, Rebecca	153	49094 Balko/Forgan High School - Girls Cross Country	2	2
13:57.0	 Hansen, Isabel	169	7236 Lomega High School - Girls Cross Country	3	3
14:21.3	 Acre, Kinsley	180	26020 Taloga High School - Girls Cross Country	4	
14:38.4	 Littau, Halle	151	49094 Balko/Forgan High School - Girls Cross Country	5	4
14:55.5	 Myers, Kate	171	7236 Lomega High School - Girls Cross Country	6	5
15:07.2	 Hayes, Hannah	163	831 Chisholm High School - Girls Cross Country	7	
15:22.4	 Hernandez, Lisa	160	4626 Buffalo High School - Girls Cross Country	8	6
15:31.8	 Bilger, Joann	167	7236 Lomega High School - Girls Cross Country	9	7
15:38.3	 Marshall, Mady	176	61 Mooreland High School - Girls Cross Country	10	
16:14.3	 Favela, Brianna	159	4626 Buffalo High School - Girls Cross Country	11	8
16:31.2	 Hamm, Alyssa	179	51657 Ringwood High School - Girls Cross Country	12	
16:35.1	 Nusz, Josey	172	7236 Lomega High School - Girls Cross Country	13	9
16:43.2	 Pearson, Haylee	152	49094 Balko/Forgan High School - Girls Cross Country	14	10
16:45.8	 Sager, Kelby	154	49094 Balko/Forgan High School - Girls Cross Country	15	11
17:25.8	 Ginter, Abigail	150	49094 Balko/Forgan High School - Girls Cross Country	16	12
17:32.1	 Alley, Adalee	158	4626 Buffalo High School - Girls Cross Country	17	13
17:36.3	 Johnson, Mallory	164	831 Chisholm High School - Girls Cross Country	18	
17:41.2	 Lopez, Lily	175	61 Mooreland High School - Girls Cross Country	19	
17:51.2	 Hernandez, Valeria	161	4626 Buffalo High School - Girls Cross Country	20	14
18:06.7	 Stidham, Ally	178	61 Mooreland High School - Girls Cross Country	21	
18:12.0	 Scott, Kayleigh	177	61 Mooreland High School - Girls Cross Country	22	
18:20.0	 Aguilar, Zayani	157	4626 Buffalo High School - Girls Cross Country	23	15
19:20.9	 Miles, Kayli	165	831 Chisholm High School - Girls Cross Country	24	
20:03.6	 Standley, Addison	156	1357 Beaver High School - Girls Cross Country	25	
21:25.2	 Freeland, Addi	168	7236 Lomega High School - Girls Cross Country	26	16
22:57.6	 Saldana, Maite	162	4626 Buffalo High School - Girls Cross Country	27	17

High School Boys


















School	Score	Placers	Displacers
Mooreland High School - Boys Cross Country	21	1 - 2 - 3 - 5 - 10	15 - 18
Chisholm High School - Boys Cross Country	66	6 - 11 - 12 - 17 - 20	22 - 24
Balko/Forgan High School - Boys Cross Country	80	9 - 13 - 14 - 16 - 28	
Hammon High School - Boys Cross Country	97	7 - 8 - 26 - 27 - 29	

Buffalo High School - Boys Cross Country 103 4 - 21 - 23 - 25 - 30

Time	Name	Comp#	School	Overall	Team
17:57.3	Hensley, Reece	141	60 Mooreland High School - Boys Cross Country	1	1
18:58.1	Crotts, Jackson	138	60 Mooreland High School - Boys Cross Country	2	2
19:03.8	Larson, Dalton	143	60 Mooreland High School - Boys Cross Country	3	3
19:16.1	Russell, Hunter	135	7235 Lomega High School - Boys Cross Country	4	
19:44.2	Carter, Kashton	108	4625 Buffalo High School - Boys Cross Country	5	4
19:54.3	Friend, Dean	140	60 Mooreland High School - Boys Cross Country	6	5
19:58.4	Deterding, Kade	116	830 Chisholm High School - Boys Cross Country	7	6
20:01.3	Rainey, Ryan	132	8263 Hammon High School - Boys Cross Country	8	7
20:12.9	Rainey, Russell	131	8263 Hammon High School - Boys Cross Country	9	8
20:15.4	Frazier, Bentlee	102	49116 Balko/Forgan High School - Boys Cross Country	10	9
20:18.7	Nielsen, Xander	144	60 Mooreland High School - Boys Cross Country	11	10
20:35.2	Conrady, Ayden	115	830 Chisholm High School - Boys Cross Country	12	11
20:40.1	Taylor, George	124	830 Chisholm High School - Boys Cross Country	13	12
20:55.2	Taylor, Mason	105	49116 Balko/Forgan High School - Boys Cross Country	14	13
20:56.3	Acre, Kesler W	148	26019 Taloga High School - Boys Cross Country	15	
21:26.5	Mcdaugale, Zachary	103	49116 Balko/Forgan High School - Boys Cross Country	16	14
21:46.6	Crotts, Joshua	139	60 Mooreland High School - Boys Cross Country	17	15
22:01.4	Brown, Darius	101	49116 Balko/Forgan High School - Boys Cross Country	18	16
22:40.8	Hiebert, Carson	147	37915 Ringwood High School - Boys Cross Country	19	
22:46.7	Hope, Chase	119	830 Chisholm High School - Boys Cross Country	20	17
23:07.5	Myers, Colin	126	6720 Ft. Supply High School - Boys Cross Country	21	
23:40.5	Hahn, Bradlee	133	7235 Lomega High School - Boys Cross Country	22	
23:48.8	Amador, Marco	137	60 Mooreland High School - Boys Cross Country	23	18
24:12.9	005, Runner	5	54131 ERS School - Girls Cross Country	24	19
24:13.2	Harrison, James	118	830 Chisholm High School - Boys Cross Country	25	20
24:35.4	Olmstead, Titus	111	4625 Buffalo High School - Boys Cross Country	26	21
24:46.6	Sutton, Silas	123	830 Chisholm High School - Boys Cross Country	27	22
25:03.3	Love, Kasen	109	4625 Buffalo High School - Boys Cross Country	28	23
25:26.9	Amador, Ian	136	60 Mooreland High School - Boys Cross Country	29	
25:43.3	Buss, Blake	114	830 Chisholm High School - Boys Cross Country	30	24
25:56.7	Watson, Dakota	112	4625 Buffalo High School - Boys Cross Country	31	25
25:57.9	Brown, Tatum	127	8263 Hammon High School - Boys Cross Country	32	26
26:07.0	Decker, Cameron	146	37915 Ringwood High School - Boys Cross Country	33	
26:40.1	Krittenbrink, Cal	134	7235 Lomega High School - Boys Cross Country	34	
27:58.1	North, Cannon	129	8263 Hammon High School - Boys Cross Country	35	27
28:02.7	Sager, Brody	104	49116 Balko/Forgan High School - Boys Cross Country	36	28
28:04.8	Torres, Diego	106	1358 Beaver High School - Boys Cross Country	37	
28:45.3	North, Cohen	130	8263 Hammon High School - Boys Cross Country	38	29
29:14.9	Manning, Xavier	110	4625 Buffalo High School - Boys Cross Country	39	30
















Junior High Girls




School	Score	Placers	Displacers
Mooreland Junior High - Girls Cross Country	15	1 - 2 - 3 - 4 - 5	

Time	Name	Com p#	School	Overall	Team
12:40.9	 Occhiuzzo, Courtney	247	53659 Chisholm Middle School - Girls Cross Country	1	
14:38.7	 Dies, Ella	242	4714 Buffalo Junior High - Girls Cross Country	2	
15:04.6	 Lozano, Anasophia	256	44844 Goodwell Junior High School - Girls Cross Country	3	
15:12.1	 Blickenstaff, Hadley	255	44844 Goodwell Junior High School - Girls Cross Country	4	
15:13.8	 Ross, Remle	260	295 Mooreland Junior High - Girls Cross Country	5	1
15:49.5	 Pruyser, Jillian	244	4714 Buffalo Junior High - Girls Cross Country	6	
16:11.6	 Lopez, Liah	257	295 Mooreland Junior High - Girls Cross Country	7	2
16:52.4	 Short, Cherryll	261	295 Mooreland Junior High - Girls Cross Country	8	3
17:02.4	 Ortega, Amy	259	295 Mooreland Junior High - Girls Cross Country	9	4
17:04.2	 Hernandez, Brisa	243	4714 Buffalo Junior High - Girls Cross Country	10	
17:24.6	 Nielsen, Cora	258	295 Mooreland Junior High - Girls Cross Country	11	5
17:46.4	 Rivera, Sage	239	1361 Beaver Middle School - Girls Cross Country	12	
17:46.7	 Morris, Brynlee	235	49095 Balko/Forgan Junior High - Girls Cross Country	13	
19:45.6	 Porras, Victoria	263	50400 Texhoma Junior High - Girls Cross Country	14	
20:32.1	 Bales, Chloe	262	50400 Texhoma Junior High - Girls Cross Country	15	
23:48.7	 Wheeler, Madison	254	5130 Ft Supply Junior High - Girls Cross Country	16	
23:57.8	 Bishop, Avery	253	5130 Ft Supply Junior High - Girls Cross Country	17	

Junior High Boys



School	Score	Placers	Displacers
Chisholm Middle School - Boys Cross Country	21	1 - 2 - 4 - 6 - 8	11-Oct

















Time	Name	Com p#	School	Overall	Team
12:38.2	 Robinson, Jax	221	53658 Chisholm Middle School - Boys Cross Country	1	1
13:32.7	 Nelson, Ryan	216	53658 Chisholm Middle School - Boys Cross Country	2	2
13:34.1	 Cantrell, Noah	200	1359 Beaver Middle School - Boys Cross Country	3	3
13:36.1	 Buckminster, Kamdyn	211	53658 Chisholm Middle School - Boys Cross Country	4	4
13:52.4	 Zapata, Nicolas	229	5129 Ft Supply Junior High - Boys Cross Country	5	5
14:07.4	 Pitts, Ethan	218	53658 Chisholm Middle School - Boys Cross Country	6	6
14:14.1	 Hirsch, Hawkins	208	4713 Buffalo Junior High - Boys Cross Country	7	
14:37.5	 Halley, Micah	230	294 Mooreland Junior High - Boys Cross Country	8	
14:39.5	 Flores, Isaak	201	1359 Beaver Middle School - Boys Cross Country	9	7
14:39.8	 Battin, Royce	210	53658 Chisholm Middle School - Boys Cross Country	10	8
14:43.0	 Purcell, Austin	204	1359 Beaver Middle School - Boys Cross Country	11	9
15:01.3	 Leighton, William	212	53658 Chisholm Middle School - Boys Cross Country	12	10
15:05.5	 Hernandez, Angel	231	294 Mooreland Junior High - Boys Cross Country	13	
15:13.2	 Salamanca, Urijah	232	50399 Texhoma Junior High - Boys Cross Country	14	
15:23.8	 Rappa, Hunter	220	53658 Chisholm Middle School - Boys Cross Country	15	11
15:53.4	Lippard, Landon	213	53658 Chisholm Middle School - Boys Cross Country	16	

16:08.1		Lopez, Hedwin	214	53658 Chisholm Middle School - Boys Cross Country	17	
16:13.6		Olave, Jovan	227	5129 Ft Supply Junior High - Boys Cross Country	18	12
16:22.8		Templin, Jaxon	205	1359 Beaver Middle School - Boys Cross Country	19	13

Elementary Boys/Girls Combined

School	Score	Placers	Displacers
Chisholm Elementary - Boys Cross Country	23	1 - 2 - 5 - 7 - 8	
Beaver Elementary School - Girls Cross Country	38	3 - 4 - 6 - 9 - 16	
Chisholm Elementary - Girls Cross Country	62	10 - 11 - 12 - 14 - 15	17 - 18

Time		Name	Comp#	School	Overall	Team
04:31.8		Randolph, Brayton	708	53912 Chisholm Elementary - Boys Cross Country	1	1
04:32.2		Mooney, Ryker	702	49118 Balko/Forgan Elem Sch - Boys Cross Country	2	
04:50.6		Carmen, Lucy	611	3371 Laverne Elem School - Girls Track	3	
04:58.6		Draper, Owen	700	49118 Balko/Forgan Elem Sch - Boys Cross Country	4	
05:01.8		Pounds, Judah	707	53912 Chisholm Elementary - Boys Cross Country	5	2
05:02.2		Dunham , Kreed	420	5133 Ft Supply Elementary - Boys Cross Country	6	
05:02.9		Akridge, Elaina	710	49096 Balko/Forgan Elem Sch - Girls Cross Country	7	
05:05.5		Purcell, Emma	607	39186 Beaver Elementary School - Girls Cross Country	8	3
05:06.9		Rubio, Yahaira	608	39186 Beaver Elementary School - Girls Cross Country	9	4
05:07.8		Landwehr, Reed	706	53912 Chisholm Elementary - Boys Cross Country	10	5
05:08.3		Weaver, Kree	609	39186 Beaver Elementary School - Girls Cross Country	11	6
05:08.8		Gonzales, Kaite	713	49096 Balko/Forgan Elem Sch - Girls Cross Country	12	
05:09.3		Deterding, Kolton	705	53912 Chisholm Elementary - Boys Cross Country	13	7
05:09.8		Anaya, Erick	704	53912 Chisholm Elementary - Boys Cross Country	14	8
05:11.6		Marshall, Mazden	606	39186 Beaver Elementary School - Girls Cross Country	15	9
05:12.2		Payne, Benton	601	39185 Beaver Elementary School - Boys Cross Country	16	
05:14.1		Littau, Garrett	701	49118 Balko/Forgan Elem Sch - Boys Cross Country	17	
05:16.6		Robinson, Brilynn	720	1019 Chisholm Elementary - Girls Cross Country	18	10
05:17.5		Wester, Kolbie	463	54486 Texhoma Elementary - Girls Cross Country	19	
05:18.7		Occhiuzzo, Mary	718	1019 Chisholm Elementary - Girls Cross Country	20	11
05:19.8		Oldham, Sadie	719	1019 Chisholm Elementary - Girls Cross Country	21	12
05:23.5		Deal, Keira	711	49096 Balko/Forgan Elem Sch - Girls Cross Country	22	
05:24.9		Oakes, Leah	456	35970 Mooreland Elem School - Girls Track	23	13
05:25.0		Bond, Brylex	422	6490 Mooreland Elem School - Boys Track	24	
05:26.0		Ross, Trigger	424	6490 Mooreland Elem School - Boys Track	25	
05:34.5		Williams, Cotton	603	39185 Beaver Elementary School - Boys Cross Country	26	
05:38.3		Nielsen, Creed	423	6490 Mooreland Elem School - Boys Track	27	
05:39.2		Parker, Blakely	461	54333 Seiling Elementary School - Girls Cross Country	28	
05:39.5		Carmen, Bodee	610	3371 Laverne Elem School - Girls Track	29	

05:48.7		Majors, Hailee	717	1019 Chisholm Elementary - Girls Cross Country	30	14
05:50.6		Burton, Zane	419	5133 Ft Supply Elementary - Boys Cross Country	31	
05:53.1		Frantz, Elliot	712	49096 Balko/Forgan Elem Sch - Girls Cross Country	32	
05:54.7		Coleman, Audri	714	1019 Chisholm Elementary - Girls Cross Country	33	15
05:55.5		Leisher, Mallory	605	39186 Beaver Elementary School - Girls Cross Country	34	16
05:58.3		Smith, Lucas	421	5133 Ft Supply Elementary - Boys Cross Country	35	
05:59.1		Leisher, Easton	600	39185 Beaver Elementary School - Boys Cross Country	36	
06:12.9		Holder, Christa	452	5134 Ft Supply Elementary - Girls Cross Country	37	
06:14.7		Coleman, McKenna	715	1019 Chisholm Elementary - Girls Cross Country	38	17
06:16.4		Bouldinybarra, Zachary	418	5133 Ft Supply Elementary - Boys Cross Country	39	
06:22.2		Torres, Gael	602	39185 Beaver Elementary School - Boys Cross Country	40	
07:34.3		Parker, Amelia	460	54333 Seiling Elementary School - Girls Cross Country	41	
07:38.8		Parker, Haley	462	54333 Seiling Elementary School - Girls Cross Country	42	
07:55.7		Cruz, Sofia	716	1019 Chisholm Elementary - Girls Cross Country	43	18
08:44.8		Robinson, David	703	49118 Balko/Forgan Elem Sch - Boys Cross Country	44	
10:22.5		003, Runner	3	54131 ERS School - Girls Cross Country	45	19