

Holdenville Blue & Gold XC Results
9/21/2024

High School Boys

School	Score	Placers	s
Seminole High School - Boys Cross Country	27	1 - 4 - 5 - 7 - 10	12-Nov
Kellyville High School - Boys Cross Country	52	2 - 8 - 9 - 16 - 17	20 - 23
Destiny Christian HS - Boys Cross Country	83	3 - 13 - 21 - 22 - 24	

Time	Name	#	School	Overall	Team
18:13.8	Smith, Brayden	156	281 Seminole High School - Boys Cross Country	1	1
18:19.2	Esparza, Allen	162	53754 Vanoss High School - Boys Cross Country	2	
18:45.6	Coble, Parks	112	53335 Dewar High School - Boys Cross Country	3	
18:55.4	Wise, Nyk	130	38451 Kellyville High School - Boys Cross Country	4	2
19:01.4	Young, Mateo	111	6788 Destiny Christian HS - Boys Cross Country	5	3
19:16.6	Vazquez, Lupe	159	281 Seminole High School - Boys Cross Country	6	4
19:26.4	Tiger, Grady	158	281 Seminole High School - Boys Cross Country	7	5
19:42.3	Rhine, Ben	117	4641 Holdenville High School - Boys Cross Country	8	6
19:48.0	Peguret, Lucien	165	53754 Vanoss High School - Boys Cross Country	9	
20:02.3	Bush, Sevyn	148	281 Seminole High School - Boys Cross Country	10	7
20:05.8	Schatz, Elijah	145	19156 Ripley High School - Boys Track	11	
20:06.9	Nance, Easton	128	38451 Kellyville High School - Boys Cross Country	12	8
20:11.0		123	38451 Kellyville High School - Boys Cross Country	13	9
20:14.3	Garner, Carson	151	281 Seminole High School - Boys Cross Country	14	10
20:19.8	Maples, Dayton	152	281 Seminole High School - Boys Cross Country	15	11
20:24.8	Wassana, Eyaske	160	281 Seminole High School - Boys Cross Country	16	12
20:26.6	Taron, Bryce	110	6788 Destiny Christian HS - Boys Cross Country	17	13
20:35.9	Head, Sabastian	144	19156 Ripley High School - Boys Track	18	
20:56.6	Nguyen, Khang	106	33102 Coalgate High School - Boys Cross Country	19	
21:33.5	Henkel, Seneca	133	929 McAlester High School - Boys Cross Country	20	14
21:46.2	Phillips, Wyatt	137	929 McAlester High School - Boys Cross Country	21	15
22:21.5	Heck, Briar	101	53516 Allen High School - Boys Cross Country	22	
22:33.0	Bighead, Ostin	147	281 Seminole High School - Boys Cross Country	23	
22:35.8	Newby, Tye	164	53754 Vanoss High School - Boys Cross Country	24	
23:06.0	Amos, Bode	146	281 Seminole High School - Boys Cross Country	25	
23:15.9	Archer, Paten	121	38451 Kellyville High School - Boys Cross Country	26	16
23:20.7	Jackson, Quenton	163	53754 Vanoss High School - Boys Cross Country	27	
23:39.7	Moseby, Kody	127	38451 Kellyville High School - Boys Cross Country	28	17
23:46.4	Maples, Makyiah	153	281 Seminole High School - Boys Cross Country	29	
23:49.8	Mooney, Ayden	136	929 McAlester High School - Boys Cross Country	30	18
23:55.5	Noey, Ethan	154	281 Seminole High School - Boys Cross Country	31	
24:14.7	Gillespie, Jarryt	132	929 McAlester High School - Boys Cross Country	32	19
24:25.4	Graves, Owen	125	38451 Kellyville High School - Boys Cross Country	33	20
24:26.4	Smith, Jayden	109	6788 Destiny Christian HS - Boys Cross Country	34	21
24:36.4	Landers, Tristen	108	6788 Destiny Christian HS - Boys Cross Country	35	22
24:52.3	Goff, Vinton	113	53335 Dewar High School - Boys Cross Country	36	
25:34.5	Notah, Mathew	155	281 Seminole High School - Boys Cross Country	37	
25:42.8	Spittler, Ivan	157	281 Seminole High School - Boys Cross Country	38	
25:50.2	Ayers, Jimmy	104	41015 Calvin High School - Boys Track	39	
25:50.6	Unknown, Student		53517 Allen High School - Girls Cross Country	40	
26:01.7	Ring, Kaynan	105	41015 Calvin High School - Boys Track	41	
26:27.2	Myers, Jonah	161	1783 Stratford High School - Boys Cross Country	42	
26:31.8	Winn, Calvin	168	54817 Weleetka High School - Boys Cross Country	43	
27:29.8	Fraire, Ayden	150	281 Seminole High School - Boys Cross Country	44	
27:44.8	Hansen, Holden	126	38451 Kellyville High School - Boys Cross Country	45	23

28:03.9	Greathouse, Nate	166	54817 Weleetka High School - Boys Cross Country	46	
28:29.1	Petree, Triston	114	53335 Dewar High School - Boys Cross Country	47	
28:33.9	Woffard, JR	103	53516 Allen High School - Boys Cross Country	48	
29:09.5	Burnett, Aiden	107	6788 Destiny Christian HS - Boys Cross Country	49	24
	Perry, Ahmir	142	49408 New Lima High School - Boys Cross Country	50	

High School Girls

School	Score	Placers	Displacers
Ripley High School - Girls	37	2 - 6 - 8 - 9 - 12	
Seminole High School - Girls Cross Country	56	1 - 4 - 16 - 17 - 18	20 - 23
Allen High School - Girls Cross Country	93	5 - 14 - 19 - 27 - 28	29


















Time	Name	p#	School	Overall	Team
15:21.4	Allmon, Tori	176	45362 Calera High School - Girls Cross Country	1	
15:32.0	Stark, Gracie	229	282 Seminole High School - Girls Cross Country	2	1
15:34.7	Hammond, Callie	221	6503 Ripley High School - Girls Track	3	2
15:46.5	Weihl, Eithne	208	26418 Kellyville High School - Girls Cross Country	4	3
15:57.3	King, Riley	238	53755 Vanoss High School - Girls Cross Country	5	
16:02.9	Harvey, Maddison	225	282 Seminole High School - Girls Cross Country	6	4
16:06.6	Cully, Stoney	173	53517 Allen High School - Girls Cross Country	7	5
16:07.3	Meeks, Brylee	222	6503 Ripley High School - Girls Track	8	6
16:17.7	Bess, Trinity	232	1784 Stratford High School - Girls Cross Country	9	
16:19.5	Shepherd, Darcy	199	4642 Holdenville High School - Girls Cross Country	10	7
16:20.0	Dodgen, Aslan	231	44740 Shine In Ada (High School) - Girls Cross	11	
16:31.9	Ferretiz, Jashia	218	6503 Ripley High School - Girls Track	12	8
16:44.8	Owens, Makenna	178	45362 Calera High School - Girls Cross Country	13	
16:49.8	Lincoln, Talova	186	6789 Destiny Christian HS - Girls Cross Country	14	
17:16.8	Forte, Myiah	220	6503 Ripley High School - Girls Track	15	9
17:20.8	Brown, Carlee	179	515 Coalgate High School - Girls Cross Country	16	10
17:23.1	Fowler, Adena	191	53336 Dewar High School - Girls Cross Country	17	11
17:24.4	Sandlin, Callie	234	1784 Stratford High School - Girls Cross Country	18	
17:27.7	Chesley, Maddie	217	6503 Ripley High School - Girls Track	19	12
17:49.5	Carter, Malaziah	189	53336 Dewar High School - Girls Cross Country	20	13
17:55.2	Bowerman, Dextry	170	53517 Allen High School - Girls Cross Country	21	14
17:56.4	Phillips, Rilee	212	926 McAlester High School - Girls Cross Country	22	
18:03.7	Fairson, Lillian	204	26418 Kellyville High School - Girls Cross Country	23	15
18:14.5	Cantrell, Allison	177	45362 Calera High School - Girls Cross Country	24	
18:39.4	Stanfill, Ryeley	228	282 Seminole High School - Girls Cross Country	25	16
18:48.1	Sullivan, Brooke	241	54818 Weleetka High School - Girls Cross Country	26	
18:59.4	Landers, Zoey	185	6789 Destiny Christian HS - Girls Cross Country	27	
19:11.9	Gibson, Addison	210	926 McAlester High School - Girls Cross Country	28	
19:16.0	Johnson, Peyton	215	49409 New Lima High School - Girls Cross Country	29	
19:16.5	Whitson, Kyndra	230	282 Seminole High School - Girls Cross Country	30	17
19:22.3	Palmer, Kloe	227	282 Seminole High School - Girls Cross Country	31	18
19:57.0	Byrd, Kiara	172	53517 Allen High School - Girls Cross Country	32	19
20:13.1	Kelley, Aspen	211	926 McAlester High School - Girls Cross Country	33	
20:16.2	Anderson, Lailah	223	282 Seminole High School - Girls Cross Country	34	20
20:16.6	Berry, Jaycie	188	53336 Dewar High School - Girls Cross Country	35	21
20:26.6	Hall, Emmery	192	53336 Dewar High School - Girls Cross Country	36	22
20:29.6	Bias, Graceland	224	282 Seminole High School - Girls Cross Country	37	23
20:30.4	Hemphill, Elizabeth	181	515 Coalgate High School - Girls Cross Country	38	24
20:30.4	Lewis, Ariannah	205	26418 Kellyville High School - Girls Cross Country	39	25
20:32.8	Haney, Genna	235	4518 Stuart High School - Girls Cross Country	40	
20:33.9	Wilkerson, Madisyn	201	4642 Holdenville High School - Girls Cross Country	41	26
20:37.6	Garcia, Desiree	239	54818 Weleetka High School - Girls Cross Country	42	
21:08.4	Tomb, Emma	175	53517 Allen High School - Girls Cross Country	43	27
21:17.5	Byrd, Keilee	171	53517 Allen High School - Girls Cross Country	44	28

21:17.8	Johnson, Karli	214	49409 New Lima High School - Girls Cross Country	45	
23:12.6	Elrick, Elizabeth	174	53517 Allen High School - Girls Cross Country	46	29

Junior High Boys

School	Score	Placers	Displacers
Grove - ORES (1) - Boys Cross Country	28	2 - 4 - 5 - 8 - 9	12-Nov
Destiny Christian MS - Boys Cross Country	70	6 - 13 - 14 - 16 - 21	22 - 25
Holdenville Middle School - Boys Cross Country	80	10 - 15 - 17 - 18 - 20	26 - 27
















Time	Name	Comp #	School	Overall	Team
05:59.8	Winningham , Jax	262	25916 Calvin Junior High - Boys Cross Country	1	1
06:05.7	Riley, Simon	297	26471 Grove - ORES (1) - Boys Cross Country	2	2
06:08.0	Darwin, William	255	45363 Calera Junior High - Boys Cross Country	3	
06:08.8	Guffey, Colton	259	25916 Calvin Junior High - Boys Cross Country	4	3
06:09.6	Battershell, Kase	281	26471 Grove - ORES (1) - Boys Cross Country	5	4
06:10.2	Workman, Hudson	299	26471 Grove - ORES (1) - Boys Cross Country	6	5
06:10.6	Smith, Kameron	275	6784 Destiny Christian MS - Boys Cross Country	7	6
06:21.3	Allison, Timothy	257	25916 Calvin Junior High - Boys Cross Country	8	7
06:27.8	Pelter, Kohen	294	26471 Grove - ORES (1) - Boys Cross Country	9	8
06:29.0	Coburn, Anthony	287	26471 Grove - ORES (1) - Boys Cross Country	10	9
06:31.8	Schatz, Jonah	328	35702 Ripley Junior High - Boys Track	11	
06:32.2	Bowman, Boston	301	4814 Holdenville Middle School - Boys Cross Country	12	10
06:36.4	McMains, Hudson	293	26471 Grove - ORES (1) - Boys Cross Country	13	11
06:37.2	Campbell, Kayson	285	26471 Grove - ORES (1) - Boys Cross Country	14	12
06:37.6	Unknown, Student		4814 Holdenville Middle School - Boys Cross Country	15	
06:41.1	Mann, Auston	325	5148 Midway Middle School - Boys Cross Country	16	
06:44.7	Hale, Brooks	263	49599 Coalgate Junior High - Boys Cross Country	17	
06:47.4	Yohannan, Bentley	276	6784 Destiny Christian MS - Boys Cross Country	18	13
06:47.8	Young, Lucas	277	6784 Destiny Christian MS - Boys Cross Country	19	14
06:54.6	Arlington, Konnor	250	53825 39040 UNA-S - UNA	20	
06:58.5	Bias, Sawyer	283	26471 Grove - ORES (1) - Boys Cross Country	21	
06:58.9	Emarthle, Tristan	306	4814 Holdenville Middle School - Boys Cross Country	22	15
07:04.4	Howle, Eli	290	26471 Grove - ORES (1) - Boys Cross Country	23	
07:04.9	Liscom, Colt	273	6784 Destiny Christian MS - Boys Cross Country	24	16
07:06.2	Unknown, Student		4814 Holdenville Middle School - Boys Cross Country	25	
07:06.5	White, Ryder	314	4814 Holdenville Middle School - Boys Cross Country	26	17
07:07.3	Childers, Konnor	286	26471 Grove - ORES (1) - Boys Cross Country	27	
07:10.7	Puckett, Lane	309	4814 Holdenville Middle School - Boys Cross Country	28	18
07:15.1	McMains, Brooks	292	26471 Grove - ORES (1) - Boys Cross Country	29	
07:16.3	Harrison, Jordynn	260	25916 Calvin Junior High - Boys Cross Country	30	19
07:18.6	Couffer, Kendell	305	4814 Holdenville Middle School - Boys Cross Country	31	20
07:21.0	Quinones, Maddox	274	6784 Destiny Christian MS - Boys Cross Country	32	21
07:27.6	Boyer, Kingston	284	26471 Grove - ORES (1) - Boys Cross Country	33	
07:28.7	Aldrich, Tuck	280	26471 Grove - ORES (1) - Boys Cross Country	34	
07:31.1	Gonzalez, Eddie	251	53518 Allen Junior High - Boys Cross Country	35	
07:38.8	Plumb, Landon	295	26471 Grove - ORES (1) - Boys Cross Country	36	
07:40.3	Neilsen, Skyler	326	5148 Midway Middle School - Boys Cross Country	37	
07:47.5	Arreola, Naldo	268	6784 Destiny Christian MS - Boys Cross Country	38	22

07:50.3		Hiatt, Parker	253	53518 Allen Junior High - Boys Cross Country	39	
07:50.8		Wilson, Tracyn	266	49599 Coalgate Junior High - Boys Cross Country	40	
07:51.3		Adcock, Blane	279	26471 Grove - ORES (1) - Boys Cross Country	41	
07:58.1		Smith, Gunner	256	45363 Calera Junior High - Boys Cross Country	42	
08:00.6		Baxter , Andy	282	26471 Grove - ORES (1) - Boys Cross Country	43	
08:01.7		Johnson, Gabriel	278	49916 Dewar Junior High - Boys Cross Country	44	
08:16.5		Porter, Cole	296	26471 Grove - ORES (1) - Boys Cross Country	45	
08:18.9		Jones, Jack	316	8219 McAlester Middle School - Boys Cross Country	46	23
08:34.3		Unknown, Student		4814 Holdenville Middle School - Boys Cross Country	47	
08:38.5		Leak, Brayden	317	8219 McAlester Middle School - Boys Cross Country	48	24
08:47.8		Jamison, Gideon	271	6784 Destiny Christian MS - Boys Cross Country	49	25
09:07.9		Reynolds, Kennedie	327	53488 New Lima JH - Boys Cross Country	50	
09:08.7		Childs, Tuff	303	4814 Holdenville Middle School - Boys Cross Country	51	26
09:36.6		Couffer, Kaiden	304	4814 Holdenville Middle School - Boys Cross Country	52	27
09:46.5		Duval, Porter	324	5148 Midway Middle School - Boys Cross Country	53	
09:47.1		Lydick, Landon	291	26471 Grove - ORES (1) - Boys Cross Country	54	
09:53.4		Lindsay, Donte	272	6784 Destiny Christian MS - Boys Cross Country	55	

Junior High Girls

School /Team Scores - Placers

School	Score	Placers	Displacers
Grove - ORES (1) - Girls Cross Country	42	4 - 6 - 9 - 11 - 12	19 - 26
Holdenville Middle School - Girls Cross Country	69	2 - 13 - 16 - 17 - 21	23 - 31
Vanoss Junior High - Girls Cross Country	74	1 - 3 - 15 - 25 - 30	33
Kellyville Middle School - Girls Cross Country	83	7 - 10 - 20 - 22 - 24	27 - 32



































Time	Name	Comp #	School	Overall	Team	
06:30.5		Delozier, Kinley	407	53753 Vanoss Junior High - Girls Cross Country	1	1
06:38.4		Shaffer, Abigail	378	4815 Holdenville Middle School - Girls Cross Country	2	2
06:49.1		Cox, Maesyn	405	53753 Vanoss Junior High - Girls Cross Country	3	3
07:06.4		Fichtner, Jacelyn	358	26472 Grove - ORES (1) - Girls Cross Country	4	4
07:20.8		Moore, Leigha	336	50365 Indianola Middle School - Girls Cross Country	5	5
07:23.3		Cooper, Brayleigh	356	26472 Grove - ORES (1) - Girls Cross Country	6	6
07:30.0		Peterson, Jenna	388	44166 Kellyville Middle School - Girls Cross Country	7	7
07:30.8		Moore, Aubrie	335	50365 Indianola Middle School - Girls Cross Country	8	8
07:31.2		Ramirez, Alye	362	26472 Grove - ORES (1) - Girls Cross Country	9	9
07:33.9		Adams, Kinnzie	341	45364 Calera Junior High - Girls Cross Country	10	
07:36.9		Wagenblatt, Emily	392	44166 Kellyville Middle School - Girls Cross Country	11	10
07:38.6		Edgar, Gwendolyn	357	26472 Grove - ORES (1) - Girls Cross Country	12	11
07:43.1		Kliewer, Rylin	360	26472 Grove - ORES (1) - Girls Cross Country	13	12
07:44.6		Evans, Harlow	369	4815 Holdenville Middle School - Girls Cross Country	14	13
07:47.3		Thomas, Janessa	403	44828 Paden Junior High - Girls Cross Country	15	


































07:52.2		Heck, Laynee	340	53519 Allen Junior High - Girls Cross Country	16	
07:56.6		Low, Cadence	350	6785 Destiny Christian MS - Girls Cross Country	17	14
07:57.4		Davis, Abby	406	53753 Vanoss Junior High - Girls Cross Country	18	15
08:00.6		Larney, Mvhayv	373	4815 Holdenville Middle School - Girls Cross Country	19	16
08:01.3		Dodgen , Ashyr	404	44742 Shine In Ada (Jr High) - Girls Cross Country	20	
08:03.8		Mcminn, Lainey	376	4815 Holdenville Middle School - Girls Cross Country	21	17
08:20.2		Neill, Maggi	337	50365 Indianola Middle School - Girls Cross Country	22	18
08:22.2		Woodward, Madison	397	8218 McAlester Middle School - Girls Cross Country	23	
08:26.6		Jones, Collins	359	26472 Grove - ORES (1) - Girls Cross Country	24	19
08:33.5		Farrow, Paidan	354	10192 Dewar Junior High - Girls Cross Country	25	
08:35.5		Hampton, Paisley	384	44166 Kellyville Middle School - Girls Cross Country	26	20
08:39.8		Parish, Miracle	377	4815 Holdenville Middle School - Girls Cross Country	27	21
08:42.6		Lindsay, Madilyn	395	8218 McAlester Middle School - Girls Cross Country	28	
08:46.3		Mcguire, Kember	387	44166 Kellyville Middle School - Girls Cross Country	29	22
08:47.7		Smith, Lucca	379	4815 Holdenville Middle School - Girls Cross Country	30	23
08:47.8		Walsler, Kalissa	400	5149 Midway Middle School - Girls Cross Country	31	
08:48.2		Cummings, Caroline	383	44166 Kellyville Middle School - Girls Cross Country	32	24
08:50.2		Greenwood, Kiercie	408	53753 Vanoss Junior High - Girls Cross Country	33	25
08:51.1		Minnigh, Sophie	361	26472 Grove - ORES (1) - Girls Cross Country	34	26
09:09.7		Wilson, Wrynne	393	44166 Kellyville Middle School - Girls Cross Country	35	27
09:18.6		Fullmer, Emalyn	348	6785 Destiny Christian MS - Girls Cross Country	36	28
09:19.8		Stetson, Jayden	352	6785 Destiny Christian MS - Girls Cross Country	37	29
09:23.6		Nickell, Kali	410	53753 Vanoss Junior High - Girls Cross Country	38	30
09:29.5		Villarreal, Mireya	399	5149 Midway Middle School - Girls Cross Country	39	
09:41.6		Smith, Harper	363	26472 Grove - ORES (1) - Girls Cross Country	40	
10:02.5		Doane, Autumn	366	4815 Holdenville Middle School - Girls Cross Country	41	31
10:13.2		Hall, Angel	402	44828 Paden Junior High - Girls Cross Country	42	
10:18.6		Duvall, Rylie	398	5149 Midway Middle School - Girls Cross Country	43	
10:22.6		Foster, Makenzie	371	4815 Holdenville Middle School - Girls Cross Country	44	
10:26.7		Leftwich , Lillie	374	4815 Holdenville Middle School - Girls Cross Country	45	
10:29.3		Aguilar, Makaya	364	4815 Holdenville Middle School - Girls Cross Country	46	
10:39.9		Horath, Jess	386	44166 Kellyville Middle School - Girls Cross Country	47	32
10:43.5		Mullen, Ever	409	53753 Vanoss Junior High - Girls Cross Country	48	33
10:44.9		Cook, Glynis	381	44166 Kellyville Middle School - Girls Cross Country	49	

Elementary Boys/Girls Combined

School	Score	Placers	Displacers
Allen Elementary School - Boys Cross Country	91	11 - 21 - 26 - 33	

Calvin Elem School - Boys Cross Country	93	1 - 12 - 16 - 28 - 36	
New Lima Elementary School - Girls Cross Country	130	3 - 15 - 24 - 34 - 54	
Holdenville Elem Sch - Girls Cross Country	141	9 - 18 - 29 - 42 - 43	51
Midway Elementary - Boys Cross Country	145	7 - 30 - 31 - 38 - 39	41 - 47
Tannehill - ORES (3) - Boys Cross Country	236	40 - 45 - 48 - 50 - 53	

Time	Name	Comp#	School	Overall	Team
07:09.4	 Winningham, Joab	523	38752 Calvin Elem School - Boys Cross Country	1	1
07:20.3	 Unknown, Student		53520 Allen Elementary School - Boys Cross Country	2	
07:21.8	 Brazell, Tanner	558	50037 Konawa ES - Boys Cross Country	3	2
07:26.6	 Martin, Jaxie	644	53491 New Lima Elementary School - Girls Cross Country	4	3
07:28.3	 Soap, Charlotte	633	50038 Konawa ES - Girls Cross Country	5	4
07:29.9	 Poole, Jett	573	54835 Ripley Elem School - Boys Cross Country	6	5
07:32.5	 Singleton, Gabriel	560	50037 Konawa ES - Boys Cross Country	7	6
07:38.9	 Hewitt, Jimmie	568	5377 Midway Elementary - Boys Cross Country	8	7
07:39.6	 Isaacs, Eleanor	631	50038 Konawa ES - Girls Cross Country	9	8
07:39.9	 Wainscott, Cambree	591	53521 Allen Elementary School - Girls Cross Country	10	
07:43.2	 Shaffer, Melody	624	49633 Holdenville Elem Sch - Girls Cross Country	11	9
07:43.4	 Ventris, Gracie	649	54836 Ripley Elem School - Girls Cross Country	12	10
07:43.8	 Hiatt, Ethan	504	53520 Allen Elementary School - Boys Cross Country	13	11
07:45.3	 George, Brody	514	38752 Calvin Elem School - Boys Cross Country	14	12
07:53.8	 Reed, Kaddo	574	54835 Ripley Elem School - Boys Cross Country	15	13
07:54.8	 Hall, Carl	572	54835 Ripley Elem School - Boys Cross Country	16	14
07:56.7	 Barkhimer, Harper	641	53491 New Lima Elementary School - Girls Cross Country	17	15
08:04.3	 George, Nolan	515	38752 Calvin Elem School - Boys Cross Country	18	16
08:09.6	 Underwood, Willow	628	53260 Indianola Elementary School - Girls Cross Country	19	
08:18.0	 Ventris, Paisley	650	54836 Ripley Elem School - Girls Cross Country	20	17
08:19.1	 Burdine, Essence	607	49633 Holdenville Elem Sch - Girls Cross Country	21	18
08:36.6	 Duck, Clara	630	50038 Konawa ES - Girls Cross Country	22	19
08:39.7	 Trice, Melody	634	50038 Konawa ES - Girls Cross Country	23	20
08:40.8	 Roberson, Travis	508	53520 Allen Elementary School - Boys Cross Country	24	21
08:42.8	 Howard, Maebree	590	53521 Allen Elementary School - Girls Cross Country	25	
08:46.1	 Luevano, Adam	541	49632 Holdenville Elem Sch - Boys Cross Country	26	22
08:48.3	 Hall, Rachele	647	54836 Ripley Elem School - Girls Cross Country	27	23
08:50.2	 Brown, Nova	642	53491 New Lima Elementary School - Girls Cross Country	28	24
08:52.4	 Gonzalez, Isabella	589	53521 Allen Elementary School - Girls Cross Country	29	
08:58.5	 Gamino, Naomi	652	41702 Tannehill - ORES (3) - Girls Cross Country	30	25
09:01.0	 Henthorn, Ezra	503	53520 Allen Elementary School - Boys Cross Country	31	26
09:01.5	 Gamino, Josie	651	41702 Tannehill - ORES (3) - Girls Cross Country	32	27
09:02.9	 Logan, Kyron	516	38752 Calvin Elem School - Boys Cross Country	33	28
09:22.4	 Bowman, Blakeleigh	606	49633 Holdenville Elem Sch - Girls Cross Country	34	29

09:23.7		Dishman, Emerson	564	5377 Midway Elementary - Boys Cross Country	35	30
09:32.0		Emerson, Bane	565	5377 Midway Elementary - Boys Cross Country	36	31
09:37.5		Perry, Annistyn	655	41702 Tannehill - ORES (3) - Girls Cross Country	37	32
09:51.4		Woffard, Rayne	511	53520 Allen Elementary School - Boys Cross Country	38	33
09:56.7		Wainscott, Remi	592	53521 Allen Elementary School - Girls Cross Country	39	
10:02.2		Whitefield, Devery	645	53491 New Lima Elementary School - Girls Cross Country	40	34
10:03.2		Verba, Kathren	588	53412 38764 UNA-S - UNA	41	
10:04.7		Reed, Stockton	575	54835 Ripley Elem School - Boys Cross Country	42	35
10:09.3		Beal, Bear	513	38752 Calvin Elem School - Boys Cross Country	43	36
10:23.9		004, Runner	4	54131 ERS School - Girls Cross Country	44	37
10:24.4		Moore, Piper	627	53260 Indianola Elementary School - Girls Cross Country	45	
10:24.7		Cox, Micheal	563	5377 Midway Elementary - Boys Cross Country	46	38
10:29.2		Bray, Jayden	562	5377 Midway Elementary - Boys Cross Country	47	39
10:31.7		Johnson, Daniel	578	41701 Tannehill - ORES (3) - Boys Cross Country	48	40
10:31.9		Wilkinson, Bentley	570	5377 Midway Elementary - Boys Cross Country	49	41
10:32.2		Grizzle, Cami	609	49633 Holdenville Elem Sch - Girls Cross Country	50	42
10:35.7		Phillips, Lacie	621	49633 Holdenville Elem Sch - Girls Cross Country	51	43
10:45.4		Stormoen, Ina	598	38753 Calvin Elem School - Girls Cross Country	52	44
10:55.3		Garcia, Raider	576	41701 Tannehill - ORES (3) - Boys Cross Country	53	45
10:56.8		Winningham, Scout	602	38753 Calvin Elem School - Girls Cross Country	54	46
10:57.8		Emerson, Noah	566	5377 Midway Elementary - Boys Cross Country	55	47
11:03.4		Martin, Jacob	580	41701 Tannehill - ORES (3) - Boys Cross Country	56	48
11:06.9		Letterman, Payton	639	5378 Midway Elementary - Girls Cross Country	57	49
11:19.9		Hewitt, Brodie	567	5377 Midway Elementary - Boys Cross Country	58	
11:35.6		Ketchum, Brenden	579	41701 Tannehill - ORES (3) - Boys Cross Country	59	50
11:43.8		Johnson, Mercy	614	49633 Holdenville Elem Sch - Girls Cross Country	60	51
11:44.2		Winningham, Harper	601	38753 Calvin Elem School - Girls Cross Country	61	52
11:56.3		Nguyen, Liv	587	53412 38764 UNA-S - UNA	62	
12:16.7		Morgan, Mackenzie	618	49633 Holdenville Elem Sch - Girls Cross Country	63	
12:30.7		Rambo, Camlee	622	49633 Holdenville Elem Sch - Girls Cross Country	64	
12:39.6		Harrison, Kaine	577	41701 Tannehill - ORES (3) - Boys Cross Country	65	53
12:46.2		Hammond, Hickori	643	53491 New Lima Elementary School - Girls Cross Country	66	54
12:56.5		Brewer, Kynlee	635	5378 Midway Elementary - Girls Cross Country	67	55