

Results -- Chisholm Elem/Open XC - 9/19/24

Boys 800 meters 2nd & younger

Individual Results

Pl	Pts	Name	Yr	Team	Time	Gap	Pace
1	---	#106 Bergdall, Kade	1	CHISHOLM	3:11.0	---	6:24.1
2	---	#117 Majors, Haydn	2	CHISHOLM	3:33.1	22.2	7:08.7
3	---	#147 Medrano, Aaron	1	HENNESSEY	3:36.5	25.5	7:15.4
4	---	#126 Schroeder, Rhett	2	CHISHOLM	3:45.5	34.5	7:33.5
5	---	#150 Montes, Mateo	2	HENNESSEY	3:58.5	47.6	7:59.7
6	---	#179 March, Elijah	2	ST. JOSEPH - ENID	4:33.2	1:22.3	9:09.6

Results -- Chisholm Elem/Open XC - 9/19/24

Girls 800 meters 2nd & younger

Individual Results

Pl	Pts	Name	Yr	Team	Time	Gap	Pace
1	---	#190 Coleman, Chloe	2	CHISHOLM	3:39.7	---	7:21.8
2	---	#163 Martin, Kensley	2	HENNESSEY	3:40.6	1.0	7:23.7
3	---	#135 Everwhite, Avery	2	CHISHOLM	4:10.1	30.5	8:23.0
4	---	#184 Herrera, Azalee	2	ST. JOSEPH - ENID	4:25.7	46.1	8:54.5
5	---	#139 Nickel, Lilly	2	CHISHOLM	4:26.1	46.5	8:55.3
6	---	#165 Matousek, Jane	2	HENNESSEY	5:19.4	1:39.8	10:42.5
7	---	#130 Coleman, Harper	2	CHISHOLM	5:26.3	1:46.7	10:56.3

Results -- Chisholm Elem/Open XC - 9/19/24

Boys 1,200 meters 3rd & 4th

Team Scores

PI	Team	Score	Scoring Order							Total	Avg	Spread
1	Hennessey	15	1	2	3	4	5	(6)	(7)	26:13	5:15	1:27.0

Individual Results

PI	Pts	Name	Yr	Team	Time	Gap	Pace
1	1	#146 Corral, Nicolas	4	HENNESSEY	4:38.1	---	6:12.9
2	2	#148 Medrano, Luis	4	HENNESSEY	4:44.8	6.7	6:21.9
3	---	#112 Landwehr, Reed	4	CHISHOLM	4:45.5	7.5	6:22.9
4	---	#107 Bergdall, Kamdyn	3	CHISHOLM	4:47.5	9.5	6:25.6
5	---	#111 Haynes, Garrett	4	CHISHOLM	5:02.9	24.9	6:46.2
6	3	#154 Steward, Parker	3	HENNESSEY	5:17.7	39.6	7:06.0
7	4	#145 Cooper, Rhet	3	HENNESSEY	5:27.5	49.5	7:19.3
8	5	#155 Valles, Giovanni	3	HENNESSEY	6:05.1	1:27.0	8:09.6
9	(6)	#152 Renteria, Daniel	4	HENNESSEY	7:19.7	2:41.7	9:49.7
10	(7)	#149 Mendez, Cayden	3	HENNESSEY	7:22.3	2:44.2	9:53.1
11	---	#180 Salcedo, Brandon	4	ST. JOSEPH - ENID	8:03.6	3:25.6	10:48.6
12	---	#178 Battin, Ernest	4	ST. JOSEPH - ENID	8:26.1	3:48.0	11:18.7

Results -- Chisholm Elem/Open XC - 9/19/24

Girls 1,200 meters 3rd & 4th

Team Scores

PI	Team	Score	Scoring Order							Total	Avg	Spread
1	Hennessey	15	1	2	3	4	5	(6)	(7)	28:50	5:46	1:51.5

Individual Results

PI	Pts	Name	Yr	Team	Time	Gap	Pace
1	---	#140 Oldham, Sadie	4	CHISHOLM	4:58.9	---	6:40.9
2	1	#169 Miller, Harper	2	HENNESSEY	5:00.1	1.2	6:42.4
3	2	#156 Bennett, Jaynie	4	HENNESSEY	5:14.9	16.0	7:02.3
4	---	#143 Swenson, Lilly	4	CHISHOLM	5:20.3	21.5	7:09.6
5	---	#189 Wiley, Jessa	4	WUKOMIS	5:34.7	35.8	7:28.9
6	3	#167 Matousek, Joy	4	HENNESSEY	5:50.9	52.0	7:50.5
7	4	#158 Cooper, Anzli	3	HENNESSEY	5:52.1	53.3	7:52.2
8	---	#182 Battin, Violet	3	ST. JOSEPH - ENID	6:15.5	1:16.6	8:23.6
9	---	#132 Conrady, Evelyn	4	CHISHOLM	6:33.2	1:34.4	8:47.4
10	5	#160 Hochstrasser, Dakota	4	HENNESSEY	6:51.5	1:52.7	9:11.9
11	(6)	#168 Miller, Emri	3	HENNESSEY	7:46.0	2:47.1	10:25.0
12	(7)	#173 Smith, Mckenna	3	HENNESSEY	7:46.5	2:47.6	10:25.6
13	---	#162 Martin, Hallie	3	HENNESSEY	7:48.9	2:50.1	10:28.9
14	---	#177 Weaver, Hannah	4	HENNESSEY	8:38.5	3:39.6	11:35.4
15	---	#161 Lott, Aspen	3	HENNESSEY	8:53.5	3:54.6	11:55.5
16	---	#164 Martinez, Elsa	3	HENNESSEY	9:19.3	4:20.4	12:30.1
17	---	#170 Miller, Katie	4	HENNESSEY	12:34.3	7:35.4	16:51.6

Results -- Chisholm Elem/Open XC - 9/19/24

Boys 1,600 meters 5th/6th

Individual Results

Pl	Pts	Name	Yr	Team	Time	Gap	Pace
1	---	#122 Pounds, Judah	6	CHISHOLM	7:17.6	---	7:20.1
2	---	#151 Morgan, Chance	5	HENNESSEY	7:23.1	5.6	7:25.7
3	---	#102 Anaya, Erick	6	CHISHOLM	7:24.8	7.2	7:27.4
4	---	#153 Scruggs, Dalton	5	HENNESSEY	7:47.8	30.3	7:50.6
5	---	#125 Schroeder, Dean	5	CHISHOLM	7:57.7	40.1	8:00.5
6	---	#144 Beaman, Jax	5	HENNESSEY	9:29.5	2:11.9	9:32.8

Results -- Chisholm Elem/Open XC - 9/19/24

Girls 1,600 meters 5th/6th

Team Scores

Pl	Team	Score	Scoring Order							Total	Avg	Spread
1	Hennessey	24	2	3	4	7	8	(11)	(12)	41:03	8:13	57.2
2	Chisholm	31	1	5	6	9	10	(13)		42:08	8:26	1:57.9

Individual Results

Pl	Pts	Name	Yr	Team	Time	Gap	Pace
1	1	#136 Maddux, Katelyn	6	CHISHOLM	7:14.8	---	7:17.3
2	2	#175 Trianna, Brianna	6	HENNESSEY	7:37.7	22.9	7:40.3
3	---	#181 AlaTorre, Kayle	6	ST. JOSEPH - ENID	8:01.7	46.9	8:04.5
4	3	#176 Ward, Quinn	5	HENNESSEY	8:07.4	52.7	8:10.3
5	4	#159 Hladik, Addisyn	5	HENNESSEY	8:19.2	1:04.4	8:22.1
6	5	#127 Bergdall, Kensli	6	CHISHOLM	8:20.4	1:05.6	8:23.3
7	6	#129 Coleman, Audri	6	CHISHOLM	8:23.1	1:08.4	8:26.1
8	7	#157 Briley, Kennes	5	HENNESSEY	8:23.4	1:08.6	8:26.3
9	8	#171 Roldan, Dayanna	5	HENNESSEY	8:34.8	1:20.0	8:37.8
10	9	#142 Schrahl, Hadley	5	CHISHOLM	8:56.8	1:42.1	9:00.0
11	10	#131 Coleman, Makenna	6	CHISHOLM	9:12.6	1:57.9	9:15.9
12	(11)	#166 Matousek, Jessica	6	HENNESSEY	9:15.3	2:00.5	9:18.5
13	(12)	#172 Sanders, Chelsea	5	HENNESSEY	10:11.4	2:56.7	10:15.0
14	---	#185 Mendoza, Aubrey	6	ST. JOSEPH - ENID	10:27.1	3:12.4	10:30.8
15	---	#174 Streck, Harper	6	HENNESSEY	10:32.6	3:17.9	10:36.3
16	(13)	#133 Cruz, Sofia	6	CHISHOLM	11:08.3	3:53.5	11:12.2

Results -- Chisholm Elem/Open XC - 9/19/24

Boys 3,200 meters Open

Team Scores

PI	Team	Score	Scoring Order						Total	Avg	Spread
1	Chisholm	15	1	2	3	4	5	(6)	1:17:05	15:25	3:50.0




Individual Results

PI	Pts	Name	Yr	Team	Time	Gap	Pace
1	1	#119 Nelson, Ryan	7	CHISHOLM	13:28.9	---	6:46.8
2	---	#194 White, Chris		UNATTACHED	13:35.7	6.9	6:50.3
3	2	#108 Buckminster, Kamdyn	7	CHISHOLM	14:52.3	1:23.5	7:28.8
4	---	#193 Barber, Emerson	7	UNATTACHED	15:09.8	1:41.0	7:37.6
5	3	#114 Leighton, William	8	CHISHOLM	15:40.4	2:11.6	7:53.0
6	4	#103 Anderson, Creeden	7	CHISHOLM	15:44.6	2:15.8	7:55.1
7	5	#123 Rappa, Hunter	7	CHISHOLM	17:18.8	3:50.0	8:42.5
8	(6)	#115 Lippard, Landon	7	CHISHOLM	17:25.4	3:56.6	8:45.8

Results -- Chisholm Elem/Open XC - 9/19/24

Girls 3,200 meters Open

Individual Results

Pl	Pts	Name	Yr	Team	Time	Gap	Pace
1	---	 Martinez, Addison	9	UNATTACHED	18:53.8	---	9:30.3
2	---	 Buckminster, Amanda		UNATTACHED	19:38.2	44.4	9:52.6
3	---	 Cue, Taryn		UNATTACHED	20:23.9	1:30.1	10:15.6